

LIBERTY 150 SN

APPLICATION SUMMARY SHEET

LABEL DATE: n/a



TYPE	MODE OF ACTION/ACTIVE INGREDIENT	FORMULATION	PCP#
Herbicide	Group 10/glufosinate ammonium (150 g/L)	SN	28837

RESISTANCE MANAGEMENT/ PLANTING RESTRICTIONS

- Where possible, rotate use of Group 10 herbicides within growing season with different groups, and tank mix multiple effective groups when such use is permitted.
- No cropping or rotational restrictions after application.
- Pre-harvest interval (PHI) = 60 d.

ENVIRONMENTAL CONDITIONS

- Visual symptoms appear 2-4 days after application.
- Cool air temperatures (<10 C), poor moisture and low humidity may slow speed of action.
- Rainfastness: 4 h.
- Drift
 - Do not apply during periods of dead calm or gusty conditions.
 - Do not apply if winds exceed 16 km/h (ground sprayer with open boom; Aerial sprayer) or 25 km/h (ground sprayer with hooded boom).
 - Boom width on aerial sprayer must not exceed 65% of wingspan or rotorspan.
 - Downwind buffer zones:

Field sprayer

Fresh water habitat:

- <1 m deep = 1 m
- >1 m deep = 0 m

Terrestrial habitat:

- 1 m

Aerial sprayer

Fresh water habitat:

- <1 m deep = 1 m
- >1 m deep = 0 m

Terrestrial habitat:



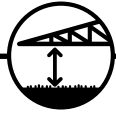



- 30 m

- Hand-held, backpack and spot treatments do not require a buffer zone.

NOTES:

- Observe most restrictive buffer zone of tank-mix products.








SPRAYER SETTINGS

 CROP	 SPRAY QUALITY	 DISTANCE TO TARGET	 TRAVEL SPEED	 VOLUME	 RATE
glufosinate-ammonium tolerant (LibertyLink) canola	Ground ASABE Medium Aerial ASABE Coarse	<60 cm	6-8 km/h	Ground >110 L/ha Aerial >55 L/ha	1.33-4.00 L/ha <i>(see Rates and REI)</i>

NOTES:

- Use of 80° or 110° flat fan nozzles at 275 kPa is recommended.
- Angling spray tips forward 45° improves coverage.
- Aerial sprayers must produce droplets with VMD >350 µm.

HANDLING SAFETY (PPE)

	 GLOVES	 HAT	 APRON	 COVERALLS	 RESPIRATOR	 PROTECTIVE EYEWEAR	 FOOTWEAR
MIXING/ LOADING	chemical resistant	no	no	no – long sleeved shirt/ long pants	yes	goggles	not specified
ENCLOSED CAB	chemical resistant	no	no	no – long sleeved shirt/ long pants	yes	goggles	not specified
OPEN CAB	chemical resistant	no	no	no – long sleeved shirt/ long pants	yes	goggles	not specified
CLEANOUT	chemical resistant	no	no	not specified	no	not specified	not specified

MIXING

- Ensure sprayer is clean per label recommendations of previously used product.
- Fill tank $\frac{3}{4}$ full with clean water.
- Add Liberty 150 SN herbicide.
- Add remaining water, begin agitation and spray out immediately.
- Tank mixes with Centurion or Select:
 - Fill tank $\frac{1}{2}$ full with clean water and start agitation.
 - Add Amigo adjuvant and agitate until well mixed.
 - Stop agitation. Add Liberty 150 SN herbicide. Start agitation.
 - Add Centurion or Select. Add remaining water and spray out immediately.
 - After any break in spraying, agitate thoroughly before spraying again.
 - Do not let spray mixture sit overnight.

RATES AND REI

CROP (AND STAGING)	VOLUME	RATE	REI
Glufosinate-ammonium tolerant (LibertyLink) canola – cotyledon to early bolting stage	Ground >110 L/ha Aerial >55 L/ha	1.33-4.0 L/ha p 7-8 for timing and weeds controlled	not specified

NOTES:

- A second application can be made as long as total application per season does not exceed 7.33 L/ha.
- Three applications, each at 3.33 L/ha, are allowed for hybrid seed production.

EQUIPMENT CLEANOUT

STEP 1	STEP 2 (ADJUVANT)	STEP 3	STEP 4	STEP 5
Clean spray tank, lines and filter thoroughly before and after using Liberty.	Strong detergent.	not specified	not specified	not specified

This document is intended to summarize, not substitute, the full product label. Please read the pesticide label.